


IMPACT RESISTANT SHINGLES



CertainTeed





CertainTeed




CertainTeed



CertainTeed




StormMaster Slate



StormMaster Shake



OC FLEX



- ENERGY STAR CERTIFIED ROOF PRODUCTS REFLECT MORE OF THE SUN'S RAYS. THIS CAN LOWER ROOF SURFACE TEMPERATURE BY UP TO 50°, DECREASING THE AMOUNT OF HEAT TRANSFERRED INTO A BUILDING.
- ENERGY STAR CERTIFIED ROOF PRODUCTS CAN HELP REDUCE THE AMOUNT OF AIR CONDITIONING NEEDED IN BUILDINGS, AND CAN REDUCE PEAK COOLING DEMAND BY 10-15 PERCENT.

IMPACT RESISTANT SHINGLES

In 1996 the Institute of Business and Home Safety (IBHS) and the Underwriter's Laboratory (UL) developed the UL 2218 classification, a national standard for roof impact resistance by rating materials from Class 1 through 4, based on their resistance to the steel ball simulation test. A Class 4 rating is the toughest. Shingles created with SBS-modified asphalt look just like traditional shingles, yet provide enhancements to important performance characteristics such as impact resistance, tear resistance and surface granule adhesion.



YOUR HEADQUARTERS FOR PREMIUM SHINGLES



GRAND MANOR

CertainTeed

CTGM



Black Pearl, Brownstone, Colonial Slate, Gatehouse Slate, Georgian Brick, Sherwood Forest, Stonegate Gray, Terra Cotta, Tudor Brown, Weathered Wood



PRESIDENTIAL SHAKE® TL

CertainTeed

CTPSTL



Aged Bark, Autumn Blend, Charcoal Black, Chestnut, Classic Weathered Wood, Country Gray, Shadow Gray, Platinum, Weathered Wood



CARRIAGE HOUSE

CertainTeed

CTCH



Black Pearl, Brownstone, Colonial Slate, Gatehouse Slate, Georgian Brick, Sherwood Forest, Stonegate Gray, Victorian Blue



PRESIDENTIAL SHAKE®

CertainTeed

CTPS



Aged Bark, Autumn Blend, Platinum, Charcoal Black, Chestnut, Classic Weather Wood, Shadow Gray, Country Gray, Weathered Wood



Highland Slate®

CertainTeed

CTHS



Black Granite, Fieldstone, New England Slate, Smokey Quartz, Tudor Brown, Weathered Wood



BELMONT™

CertainTeed

CTBBG



Black Granite, Colonial Slate, Gatehouse Slate, Shenandoah, Stonegate Gray, Weather Wood



LANDMARK PREMIUM

CertainTeed

CTLSOARM



Burnt Sienna, Driftwood, Heather Blend, Moire Black, Shenandoah, Weathered Wood



Berkshire® Shingles



OCBSAR



Canterbury Black, Colonial, Concord, Manchester Gray, Sherwood Beige



IN STOCK SELECTED LOCATIONS

CertainTeed

LANDMARK® PRO

CTLPARM



CertainTeed

LANDMARK®

CTL30ARM



CertainTeed

EXTRA TOUGH 25™

CXT25AR




Pinnacle® Pristine

High Performance Architectural Shingles



APPRH



ProLam™

Architectural Shingle

APL



GlassMaster®

Performance Fiberglass Shingle

AGMAR30



BP MYSTIQUE 42

BPMY42



BP YUKON SB

BPY



TruDefinition™ Duration®

OCTDD



Oakridge®

APPRO30



Supreme®

ARS

